

Computer Graphics -Paint

Session 1 Introduction of Computers

Sr kg: Keyboard, Mouse, Monitor, C.P.U & Scribbling-Simple

Jr kg: Keyboard, Mouse, Monitor, C.P.U & Scribbling-Simple

Session 2:

Sr kg: Writing name with ABC, Pattern- Stamping

Jr kg: Spinner, poster paint size of the brush

Session 3:

Sr kg: To draw a circle and make a smiley face + splash



Jr kg: Splash (black background + colorful small size & splash Lines

Session 4:

Sr kg: To Paint a picture a triangle free design-slice - watermelon

Jr kg:

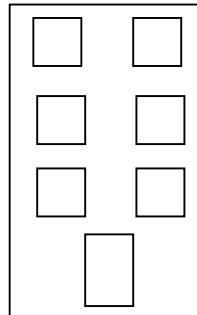
To draw + pattern



Line and coloring

Session 5

Sr kg: Draw a square color it Draw building



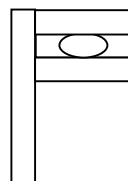
Collage stamping design

Jr Kg: To draw a circle and introduce to count software.

Session 6:


Sr kg:

Draw Flag



Jr kg:

Lollipop



Session 7:

Sr kg: / Jr. To go play game with car, rocket, flower.

Session 8:

Sr kg: Swirly - Pattern to Paint (Own creativity) (Tree + clouds+ fruits)

Jr.Kg To Paint Writing name ABC, Pattern Stamping

